



### District Report Card: 2017


<b>State:</b> West Bengal	<b>District:</b> Jhargram
<b>Class:</b> 8	<b>Subject:</b> Language
<b>Schools:</b> 51	<b>Students:</b> 1164


### Participation/Coverage


#### Students

<div>GENDER</div> <div></div>	Boys		Girls	
	Number	%	Number	%
	514	44.16	650	55.84

<div>AREA</div> <div></div>	Rural		Urban	
	Number	%	Number	%
	1074	92.27	90	7.73

<div>CATEGORY</div> <div></div>	SC		ST		OBC		GEN	
	Number	%	Number	%	Number	%	Number	%
	279	23.97	313	26.89	284	24.40	288	24.74

<div>CWSN</div> <div></div>	LD	VI	HI	S&LD	ID	Oth
	1	3	2	1	1	25

<div>Management</div> <div></div>	Government		Government-aided	
	Number	%	Number	%
	0	0.00	1164	100.00

### Average Performance of Students in Language (%)

Overall	Gender		Area		Management		Social Group			
	Male	Female	Rural	Urban	Govt.	Aided	SC	ST	OBC	GEN
56.79	57.07	56.56	56.71	57.70	0.00	56.79	54.00	52.10	57.23	64.14

### Performance on Learning Outcomes (LOs)

Learning Outcomes	Description	Average Performance(%)
L813	Read textual/non-textual materials with comprehension and identifies the details, characters, main idea and sequence of ideas and events while reading	56.79

Range of Performance of Students who Answered Correctly							
Below 30%		30% - 50%		50% - 75%		Above 75%	
Number	%	Number	%	Number	%	Number	%
164	14.09	268	23.02	466	40.03	266	22.85

### Lowest Performing Learning Outcomes (LOs)

1 - Read textual/non-textual materials with comprehension and identifies the details, characters, main idea and sequence of ideas and events while reading (56.79)